


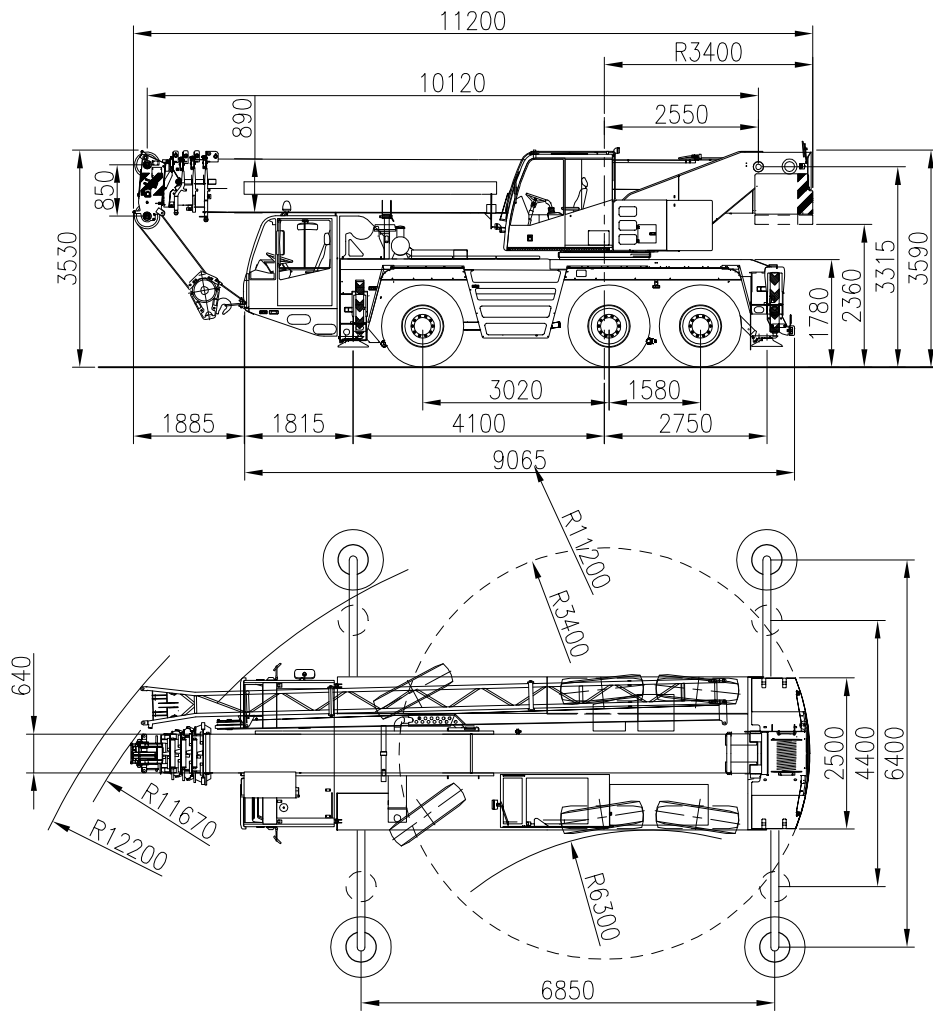


sarens
group

www.sarens.com

TEREX AC 50-1

50 TON



nothing too heavy, nothing too high





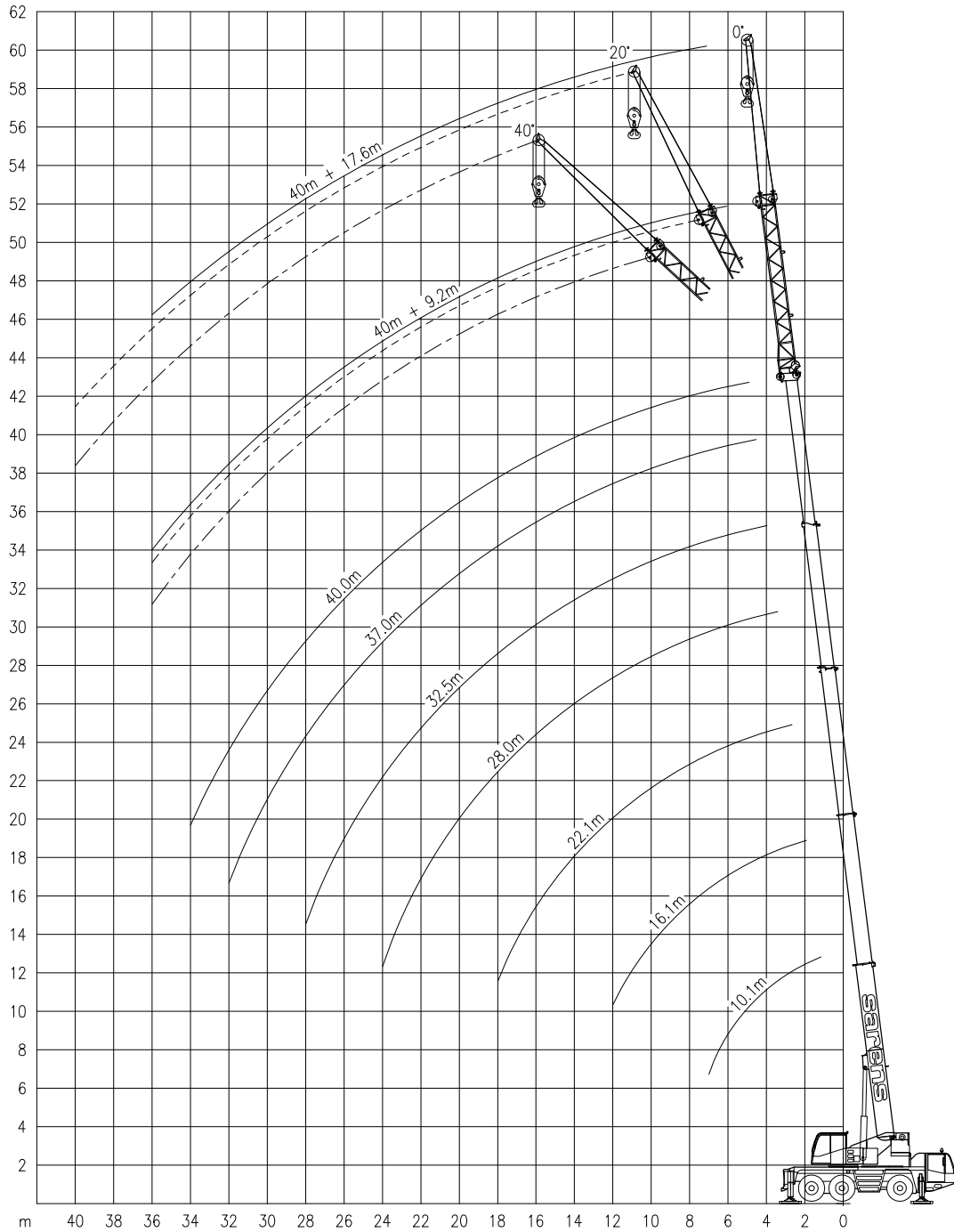
TEREX AC 50-1

Working ranges
Portées

50 TON

Arbeitsbereiche
Werkbereich

Ha / HaV



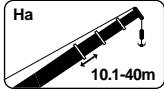


TEREX AC 50-1

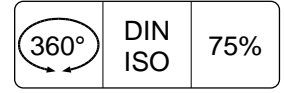
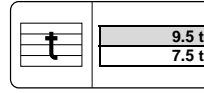
50 TON

Lifting capacities at main boom
Capacités à la flèche principale

Tragfähigkeiten am Hauptausleger
Capaciteiten aan de hoofdgiel

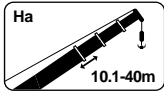


Ha

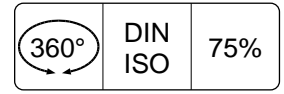
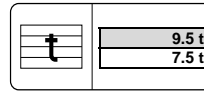


m	10.1 m		16.1 m		22.1 m		28.0 m		32.5 m		37.0 m		40.0 m	
	t	t	t	t	t	t	t	t	t	t	t	t	t	
3.0	50.0 !*	50.0 !*	-	-	-	-	-	-	-	-	-	-	-	
3.5	41.6	41.5	28.0	28.0	-	-	-	-	-	-	-	-	-	
4.0	38.1	38.1	28.0	28.0	17.0	17.0	-	-	-	-	-	-	-	
4.5	35.2	35.1	28.0	28.0	17.0	17.0	14.0	14.0	-	-	-	-	-	
5.0	32.6	31.6	28.0	28.0	17.0	17.0	14.0	14.0	11.0	11.0	-	-	-	
6.0	26.4	25.5	25.0	24.8	17.0	17.0	14.0	14.0	11.0	11.0	9.0	9.0	-	
7.0	21.7	19.6	20.6	18.6	17.0	17.0	14.0	14.0	11.0	11.0	9.0	9.0	7.0	
8.0	-	-	16.0	16.0	16.0	16.0	13.1	13.1	11.0	11.0	9.0	9.0	7.0	
9.0	-	-	14.6	13.3	14.5	13.1	12.3	12.3	10.5	10.5	9.0	9.0	7.0	
10.0	-	-	12.3	11.1	12.4	11.5	11.5	11.0	10.0	10.0	9.0	9.0	7.0	
12.0	-	-	9.1	8.2	9.5	8.6	9.0	8.7	8.9	8.2	8.0	8.0	7.0	
14.0	-	-	-	-	7.4	6.6	7.6	6.8	7.0	6.3	7.1	6.3	6.3	
16.0	-	-	-	-	6.0	5.3	6.1	5.5	5.6	5.5	5.6	5.2	5.6	
18.0	-	-	-	-	4.9	4.3	5.1	4.5	4.9	4.5	4.8	4.2	4.6	
20.0	-	-	-	-	-	-	4.2	3.7	4.3	3.7	4.0	3.4	3.7	
22.0	-	-	-	-	-	-	3.6	3.1	3.7	3.1	3.3	2.8	3.0	
24.0	-	-	-	-	-	-	3.0	2.6	3.1	2.6	2.7	2.2	2.5	
26.0	-	-	-	-	-	-	-	-	2.6	2.2	2.3	1.8	2.0	
28.0	-	-	-	-	-	-	-	-	2.2	1.8	1.9	1.4	1.6	
30.0	-	-	-	-	-	-	-	-	-	-	1.5	1.1	1.3	
32.0	-	-	-	-	-	-	-	-	-	-	1.2	0.8	0.9	
34.0	-	-	-	-	-	-	-	-	-	-	-	-	0.7	

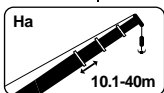
!* Over rear / En arrière / Nach hinten / Over achterzijde




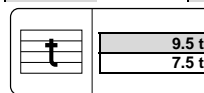
Ha



m	10.1 m		16.1 m		22.1 m		28.0 m		32.5 m		37.0 m		40.0 m	
	t	t	t	t	t	t	t	t	t	t	t	t	t	
3.0	40.4	40.0	-	-	-	-	-	-	-	-	-	-	-	
3.5	36.4	36.1	28.0	28.0	-	-	-	-	-	-	-	-	-	
4.0	33.0	32.7	28.0	28.0	17.0	17.0	-	-	-	-	-	-	-	
4.5	28.3	25.3	27.0	24.0	17.0	17.0	14.0	14.0	-	-	-	-	-	
5.0	22.7	20.3	21.7	19.2	17.0	17.0	14.0	14.0	11.0	11.0	-	-	-	
6.0	16.1	14.3	16.0	15.2	16.8	15.0	14.0	14.0	11.0	11.0	9.0	9.0	-	
7.0	12.2	10.8	13.0	11.6	13.5	12.0	13.0	11.5	11.0	11.0	9.0	9.0	7.0	
8.0	-	-	10.4	9.2	10.8	9.6	10.6	9.8	10.4	9.2	9.0	8.9	7.0	
9.0	-	-	8.5	7.5	8.9	7.9	9.1	8.1	8.5	7.5	8.6	7.6	7.0	
10.0	-	-	7.1	6.3	7.5	6.6	7.7	6.8	7.2	7.0	7.2	6.6	7.0	
12.0	-	-	5.2	4.5	5.6	4.9	5.8	5.1	5.9	5.2	5.5	4.8	5.3	
14.0	-	-	-	-	4.3	3.7	4.5	3.9	4.6	4.0	4.2	3.6	4.0	
16.0	-	-	-	-	3.4	2.9	3.6	3.1	3.6	3.1	3.3	2.8	3.1	
18.0	-	-	-	-	2.7	2.3	2.9	2.4	3.0	2.5	2.6	2.2	2.5	
20.0	-	-	-	-	-	-	2.3	2.0	2.4	2.0	2.1	1.7	1.9	
22.0	-	-	-	-	-	-	1.9	1.6	2.0	1.6	1.7	1.2	1.4	
24.0	-	-	-	-	-	-	1.6	1.2	1.7	1.2	1.3	0.9	1.0	
26.0	-	-	-	-	-	-	-	-	1.3	1.0	0.9	0.6	0.7	
28.0	-	-	-	-	-	-	-	-	1.0	0.7	0.6	-	-	



Ha



m	10.1 m		16.1 m		22.1 m		28.0 m		32.5 m		37.0 m		40.0 m	
	t	t	t	t	t	t	t	t	t	t	t	t	t	
3.0	-	15.4	-	-	-	-	-	-	-	-	-	-	-	
3.5	-	13.9	-	14.5	-	-	-	-	-	-	-	-	-	
4.0	-	12.6	-	13.2	-	-	-	-	-	-	-	-	-	
4.5	11.5	10.8	12.1	11.7	-	-	-	-	-	-	-	-	-	
5.0	10.4	9.2	11.1	10.0	-	-	-	-	-	-	-	-	-	
6.0	7.9	6.9	8.6	7.6	-	-	-	-	-	-	-	-	-	
7.0	6.2	5.4	6.8	6.0	-	-	-	-	-	-	-	-	-	
8.0	-	-	5.5	4.8	-	-	-	-	-	-	-	-	-	
9.0	-	-	4.6	4.0	-	-	-	-	-	-	-	-	-	
10.0	-	-	3.8	3.3	-	-	-	-	-	-	-	-	-	
12.0	-	-	2.8	2.3	-	-	-	-	-	-	-	-	-	

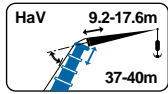


TEREX AC 50-1

50 TON

Lifting capacities
Capacités

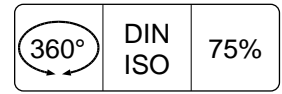
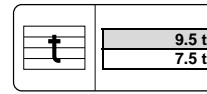
Tragfähigkeiten
Capaciteiten



HaV

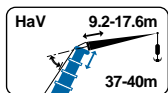


6.4m



m	37.0 m					
	9.2 m			17.6 m		
	0°	20°	40°	0°	20°	40°
t	t	t	t	t	t	
8.0	4.1	-	-	-	-	-
9.0	4.1	-	-	-	-	-
10.0	4.1	-	-	1.8	-	-
12.0	4.1	3.7	-	1.8	-	-
14.0	4.0	3.5	3.2	1.8	-	-
16.0	3.9	3.4	3.1	1.8	1.8	-
18.0	3.7	3.2	3.0	1.8	1.7	-
20.0	3.5	3.1	2.9	1.8	1.6	-
22.0	3.1	2.9	2.8	1.7	1.6	1.5
24.0	2.6	2.8	2.8	1.7	1.5	1.5
26.0	2.1	2.4	2.5	1.6	1.5	1.4
28.0	1.7	1.9	2.1	1.5	1.4	1.4
30.0	1.4	1.6	1.7	1.5	1.4	1.3
32.0	1.1	1.2	1.3	1.2	1.3	1.3
34.0	0.8	1.0	1.0	1.0	1.3	1.2
36.0	0.6	0.7	-	0.8	1.0	1.2
38.0	-	-	-	-	0.8	1.0
40.0	-	-	-	-	0.6	0.8


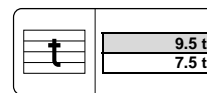
m	40.0 m					
	9.2 m			17.6 m		
	0°	20°	40°	0°	20°	40°
t	t	t	t	t	t	
-	-	-	-	-	-	-
3.1	-	-	-	1.1	-	-
3.1	3.1	-	-	1.1	-	-
3.1	3.1	-	-	1.1	-	-
3.1	3.0	2.9	-	1.1	1.1	-
3.1	2.9	2.8	-	1.1	1.1	-
3.1	2.7	2.6	-	1.1	1.1	-
3.0	2.6	2.5	-	1.1	1.1	1.1
2.5	2.5	2.4	-	1.1	1.1	1.1
2.1	2.3	2.3	-	1.1	1.1	1.1
1.7	1.9	2.1	-	1.1	1.1	1.1
1.3	1.5	1.7	-	1.1	1.1	1.1
1.0	1.2	1.3	-	1.1	1.1	1.1
0.7	0.9	1.0	-	0.9	1.1	1.1
-	0.6	0.8	-	0.7	1.0	1.1
-	-	-	-	-	0.8	1.0
-	-	-	-	-	0.6	0.7



HaV

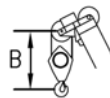


4.4m



m	37.0 m					
	9.2 m			17.6 m		
	0°	20°	40°	0°	20°	40°
t	t	t	t	t	t	
8.0	4.1	-	-	-	-	-
9.0	4.1	-	-	-	-	-
10.0	4.1	-	-	1.8	-	-
12.0	4.1	3.7	-	1.8	-	-
14.0	4.0	3.5	3.2	1.8	-	-
16.0	3.2	3.4	3.1	1.8	1.8	-
18.0	2.5	2.9	3.0	1.8	1.7	-
20.0	2.0	2.3	2.5	1.8	1.6	-
22.0	1.6	1.8	2.0	1.7	1.6	1.5
24.0	1.2	1.4	1.6	1.3	1.5	1.5
26.0	0.9	1.1	1.3	1.0	1.4	1.4
28.0	0.6	0.8	0.9	0.7	1.1	1.4
30.0	-	-	0.6	-	0.9	1.1
32.0	-	-	-	-	0.6	0.9
34.0	-	-	-	-	-	0.6

m	40.0 m					
	9.2 m			17.6 m		
	0°	20°	40°	0°	20°	40°
t	t	t	t	t	t	
-	-	-	-	-	-	-
3.1	-	-	-	-	-	-
3.1	-	-	-	1.1	-	-
3.1	3.1	-	-	1.1	-	-
3.1	3.1	-	-	1.1	-	-
3.1	3.0	2.9	-	1.1	1.1	-
2.5	2.8	2.8	-	1.1	1.1	-
2.0	2.3	2.5	-	1.1	1.1	-
1.5	1.8	2.0	-	1.1	1.1	1.1
1.2	1.4	1.6	-	1.1	1.1	1.1
0.8	1.1	1.3	-	0.9	1.1	1.1
-	0.8	0.9	-	0.6	1.0	1.1
-	-	0.6	-	-	0.8	1.1
-	-	-	-	-	-	0.9
-	-	-	-	-	-	0.6



Hook block/Crane hook

Unterflasche/Hakengehänge

Capacity Capacité Tragfähigkeit Capaciteit	Number of sheaves Nombre de poulies Anzahl der rollen Aantal schijven	Number of lines Nombre de brins Strangzahl Aantal parten	Weight Poids Gewicht Gewicht	"B"
SWL 50.0 t	6	12	480 kg	2.0 m
SWL 30.1 t	3	7	370 kg	1.8 m
SWL 12.9 t	1	3	250 kg	1.8 m
SWL 4.3 t	-	1	130 kg	0.8 m