

SARENS GIANT CRANES



NOTHING TOO HEAVY, NOTHING TOO HIGH

ABOUT US

WITH STATE OF THE ART EQUIPMENT AND VALUE ENGINEERING, WE OFFER OUR CLIENTS CREATIVE SOLUTIONS


Sarens has been providing exceptional heavy lift and specialized transport services for over 60 years, building a thriving enterprise that now touches every continent with offices in more than 65 countries and dedicated employees who embody the spirit of the company's motto - nothing too heavy, nothing too high.

The success of Sarens as a specialist of the extraordinary is built around an unwavering commitment to safety, engineering creativity and operational excellence. Add state of the art design tools to one of the world's largest inventories of cranes, transporters and specialty rigging equipment, along with a team of highly skilled professionals and it becomes clear why Sarens has evolved into a worldwide leader in heavy lifting and engineered transport.

Sarens is the perfect example of how a family business has succeeded in carving out a position for itself on the world market in just several decades. From the 1940's when Sarens performed forestry work, to our first crawler and telescopic cranes in the 1950's, to today, with the largest crane in the world, our SGC-250, our work history shows that we consistently and successfully respond to the diverse and specialized challenges of our clients.

As a technically innovative, solution-driven company, customers have always relied on us for their heavy lifting and special transport needs. With over 125 highly qualified engineers working at locations across the globe, we provide innovation for the greatest possible value and immediate solutions. With a team of engineers and operational staff who are well acquainted with the unique challenges of today's projects and one of the world's largest and most diversified fleet of equipment, Sarens is prepared to provide the right solutions for your next heavy lifting and transport project.





NOTHING TOO HEAVY, NOTHING TOO HIGH

OUR NOBLE MISSION IS TO BE THE GLOBAL LEADER AND MARKET REFERENCE IN CRANE RENTAL SERVICES, HEAVY LIFTING, AND ENGINEERED TRANSPORT FOR OUR CLIENTS.

Sarens has been the market leader for over 60 years. Our success lies in our entrepreneurial spirit and our continued dedication to our job. However, taking heavy lifting and engineered transport seriously is for us not just a matter of DNA and a family tradition but, most importantly, a choice.

At Sarens, we will continue to build our future on the foundations of our rich past but we ensure our clients that we will always stay ahead of the game when it comes to heavy lifting and engineered transport. We will keep braking ground and securing that your project is delivered in the fastest, safest, and smartest way.

*Brilliant
Solutions*

*Love for
Tradition*

*Dedication
to Safety*

*Global
Spirit*

*Zeal for
Excellence*



SARENS GIANT CRANES

THE SARENS GIANT CRANES ARE RING-BASED HEAVY LIFTING MACHINES, IN-HOUSE DESIGNED ACCORDING TO EUROPEAN STANDARDS.

SGC-120

- Load moment:	120.000Tm
- Capacity	3.200T
- Year of construction:	2011
- Outer ring:	38,4m
- Wheel bogies:	96
- Counterweight:	3.600T
- Main boom configuration*:	88,7m / 118m / 130m
- Light-duty jib configuration*:	89,5m
- Heavy-duty jib configuration*:	40,5m / 64,1m / 87,7m / 99,5m

SGC-140

- Load moment:	140.000Tm
- Capacity	3.200T
- Year of construction:	2017
- Outer ring:	38,4m
- Wheel bogies:	96
- Counterweight:	4.200T
- Main boom configuration*:	88,7m / 118m / 130m
- Light-duty jib configuration*:	89,5m
- Heavy-duty jib configuration*:	40,5m / 64,1m / 87,7m / 99,5m

SGC-250

- Load moment:	250.000Tm
- Capacity	5.000T
- Year of construction:	2018
- Outer ring:	48,5m
- Wheel bogies:	128
- Counterweight:	5.200T
- Main boom configuration*:	118m / 160,5m
- Heavy-duty jib configuration*:	40,5m / 52,3m / 64,1m / 87,7m / 99,5m

*Other configurations available upon request

SGC-120



Flamanville, France

SGC-120

- Load moment:

120.000Tm
- Capacity:

3.200T
- Year of construction:

2011
- Outer ring:

38,4m
- Wheel bogies:




96
- Counterweight:


3.600T
- Main boom configuration*:

88,7m / 118m / 130m
- Light-duty jib configuration*:

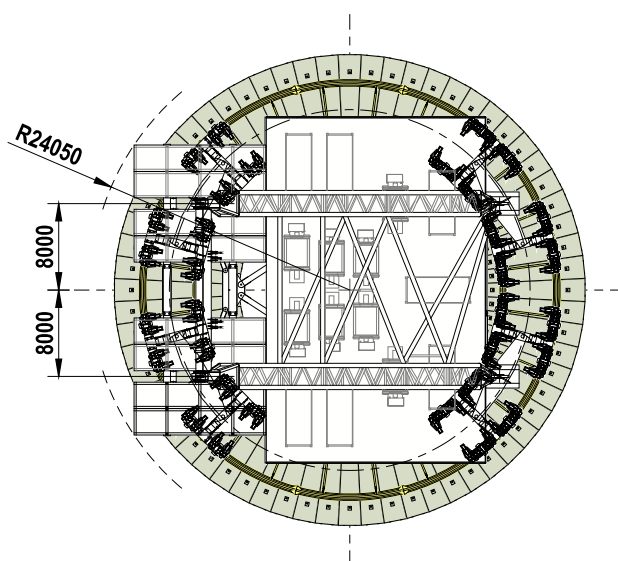
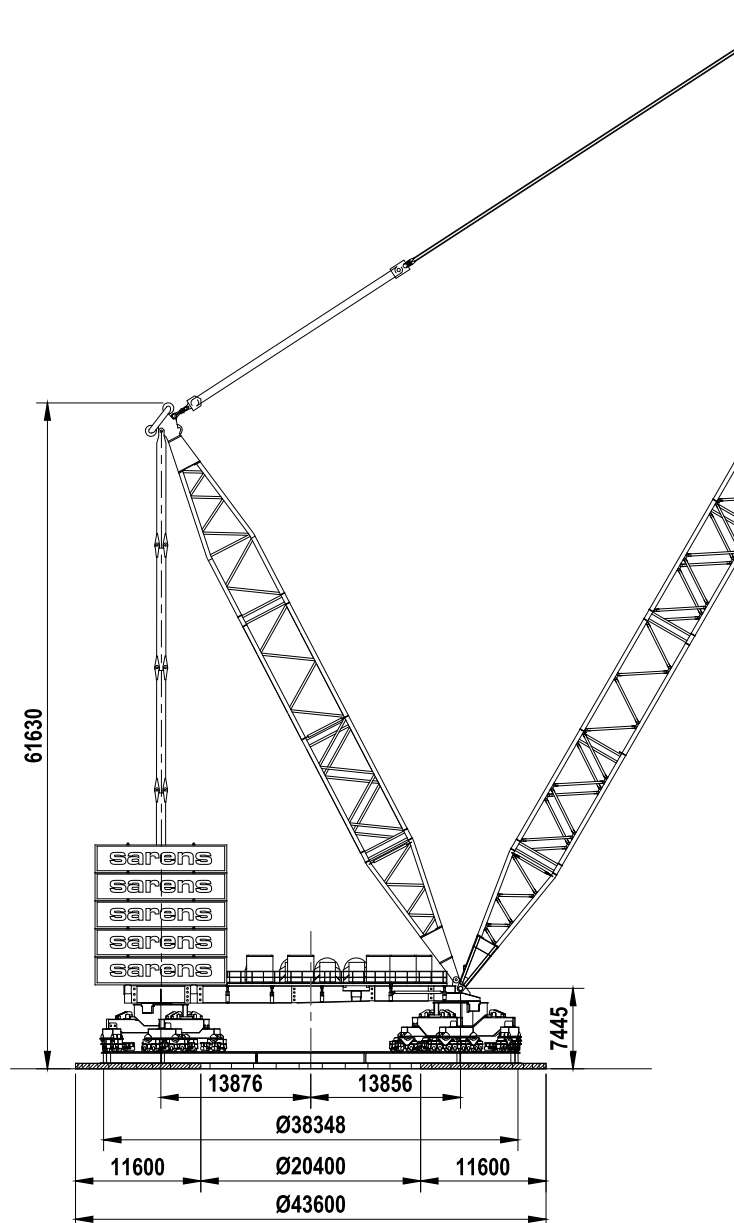
89,5m
- Heavy-duty jib configuration*:

40,5m / 64,1m / 87,7m / 99,5m

Working speed	Type	Speed	Cable diameter	Max single line pull	Cable length
	Main hoist 1-6	20m/min On layer 1	50 mm	536 kN On layer 7	1300m
	Boom hoist 1-2	20m/min On layer 1	50 mm	536 kN On layer 7	1600m
	Slewing gear	6°/min			



*Other configurations available upon request

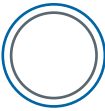


SGC-120 MAIN BOOM CONFIGURATION



SGC-120
main boom - 130m

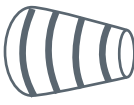
SGC-120
MAIN BOOM CONFIGURATION



38,4m



3600T



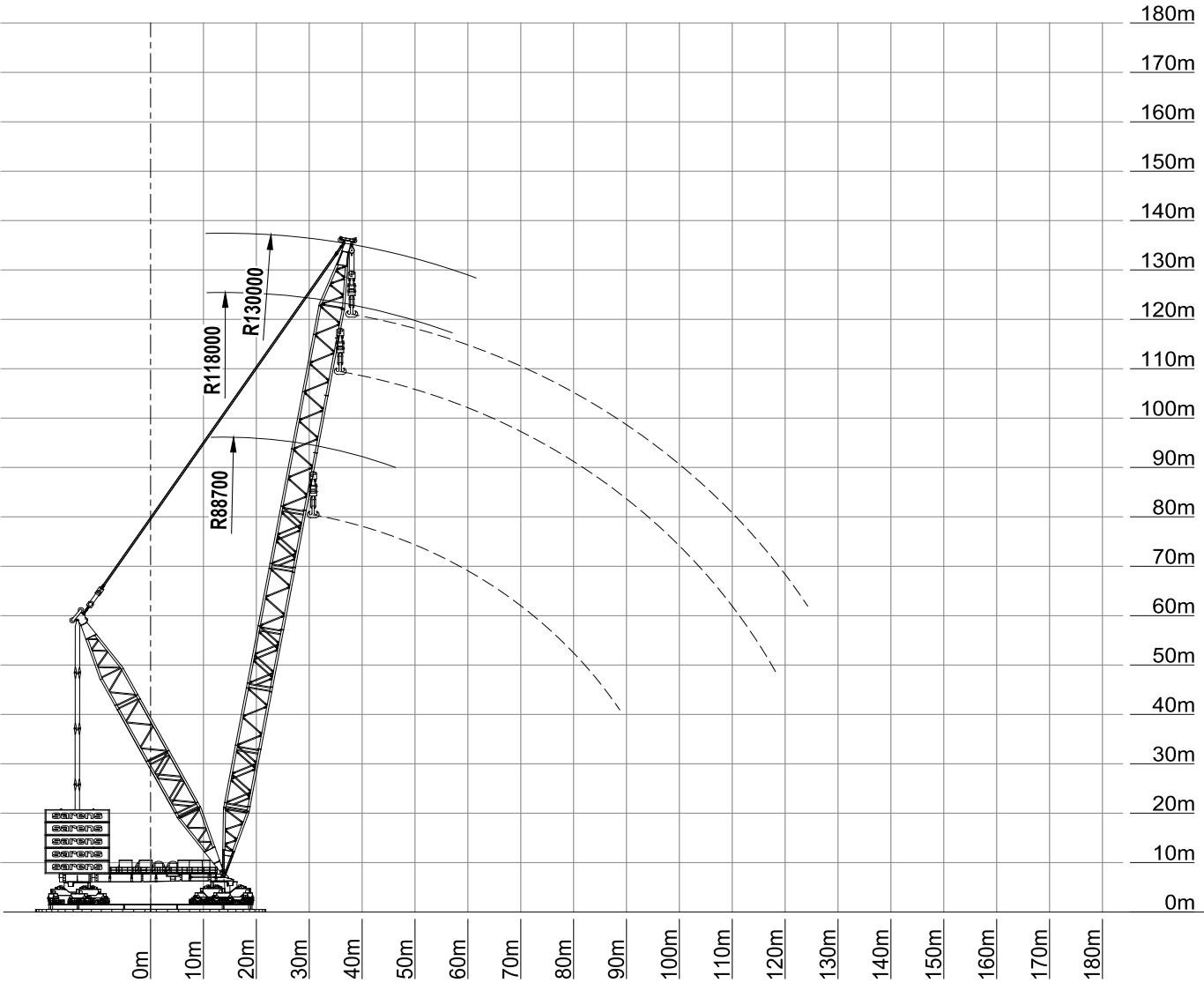
22,4m/s



ISO

Radius [m]

	30	35	40	45	50	55	60	65	70	75	80	85	90	95	100	110	120
Capacity MB 88,7m [T]	3150	3150	3150	2777	2354	2004	1730	1511	1333	1186	1064	934	804	672	540	-	-
Capacity MB 118m [T]	(36m)	2400	2400	2400	2354	2004	1730	1511	1333	1186	1064	960	872	796	730	621	480
Capacity MB 130m [T]	(38m)	2200	2200	2200	2139	1934	1730	1511	1333	1186	1064	960	872	796	730	621	480



Capacities in metric tonnes
Other configurations available upon request

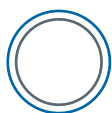
SGC-120
LIGHT-DUTY JIB CONFIGURATION



SGC-120
main boom - 130m
light-duty jib - 89,5m

NOTHING TOO HEAVY, NOTHING TOO HIGH

SGC-120
LIGHT-DUTY JIB CONFIGURATION



38,4m



3600T



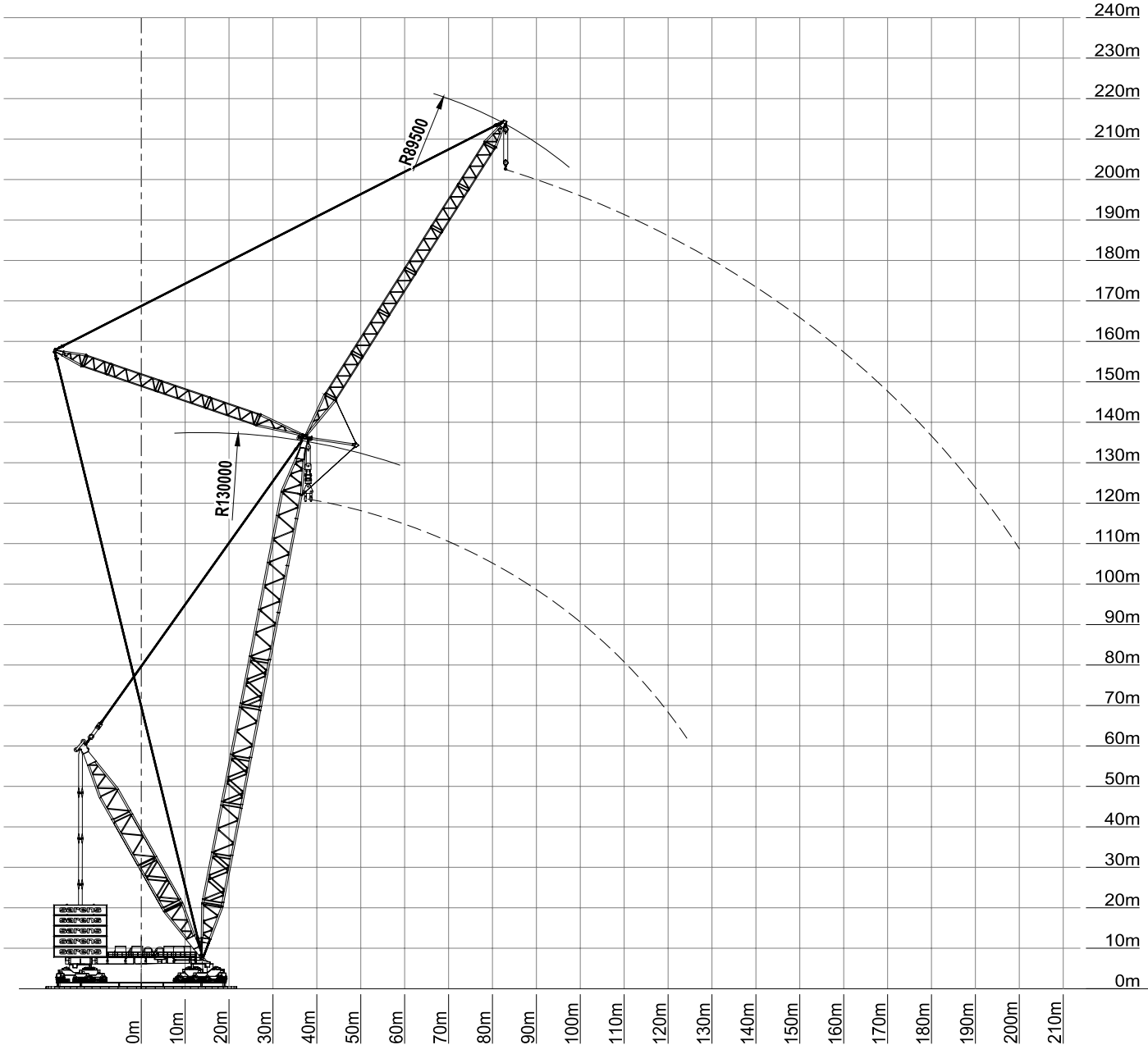
14m/s



ISO

Radius [m]

	40	50	60	70	80	90	100	110	120	130	140	150	160	170	180	190	200
Capacity main hoist [T]	854	854	854	854	800	625	470	330	190	-	-	-	-	-	-	-	-
Capacity jib hoist [T]	-	-	-	(83m)	320	317,5	315	312,5	310	307,5	305	302,5	300	255	210	165	120



Capacities in metric tonnes
Other configurations available upon request

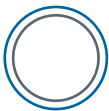


SGC-120
HEAVY-DUTY JIB CONFIGURATION



SGC-120
main boom - 130m
heavy-duty jib - 99,5m

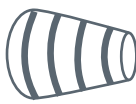
SGC-120
HEAVY-DUTY JIB CONFIGURATION



38,4m



3600T



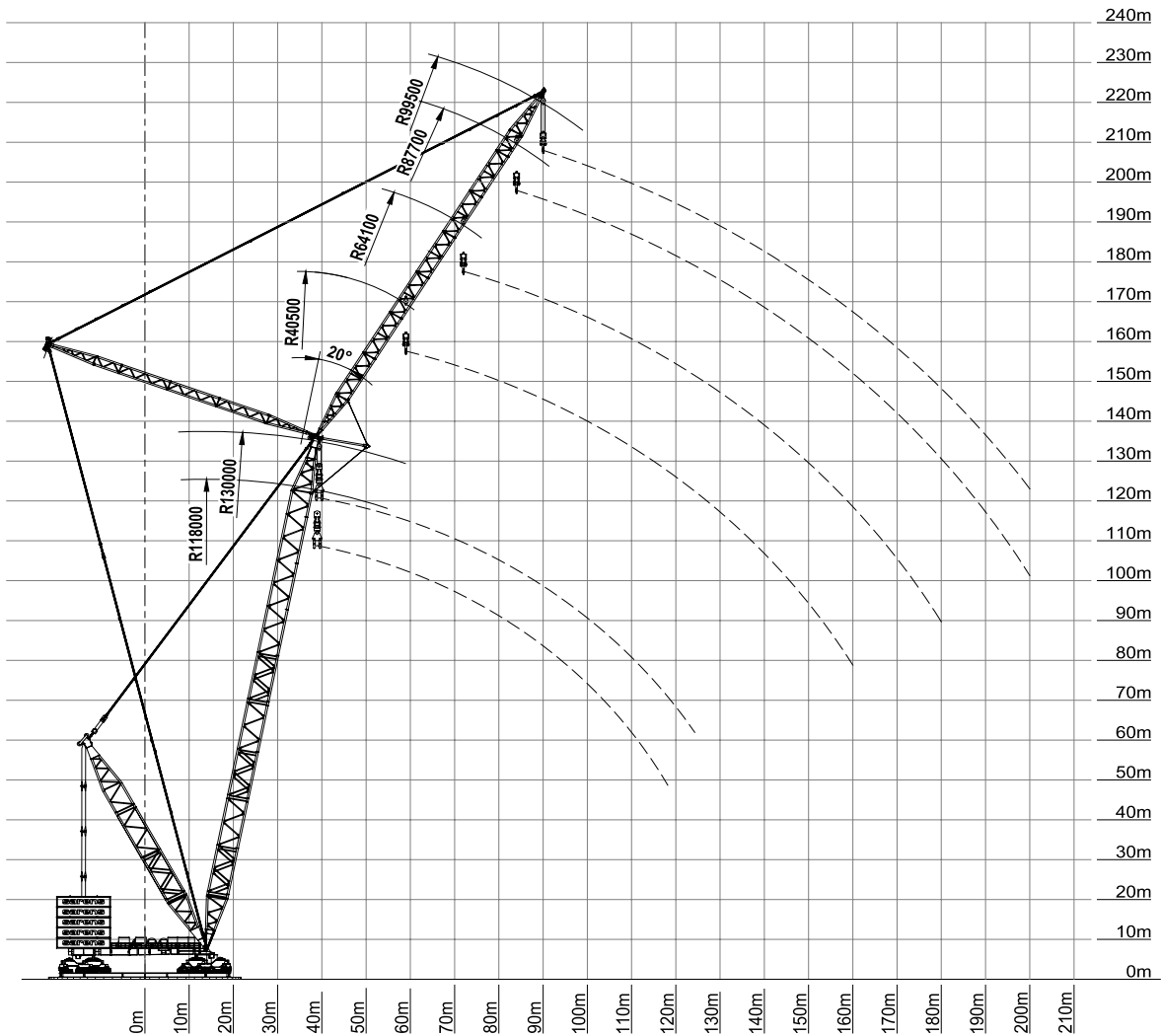
14m/s



ISO

Radius [m]


		40	50	60	70	80	90	100	110	120	130	140	150	160	170	180	190
MB 118m	Capacity* HDJ 34,6m [T]	(53m)	1875	1570	1250	1025	860	725	625	550	475	420	-	-	-	-	-
	Capacity HDJ 40,5m [T]	(57m)	1450	1420	1290	1110	925	780	670	575	480	390	-	-	-	-	-
	Capacity HDJ 64,1m [T]	-	-	-	1150	1060	935	805	695	595	515	440	365	295	-	-	-
MB 130m	Capacity HDJ 40,5m [T]	-	(59M)	1300	1290	1200	1055	895	765	655	555	465	380	305	235	-	-
	Capacity HDJ 64,1m [T]	-	-	(72m)	1000	950	870	755	660	580	495	420	350	285	225	170	-
	Capacity HDJ 87,7m [T]	-	-	-	(84m)	780	755	700	630	560	495	440	380	325	270	220	175
	Capacity HDJ 99,5m [T]	-	-	-	-	-	600	580	555	525	485	445	390	335	285	235	190



Capacities in metric tonnes
Other configurations available upon request
*Preliminary



SGC-140



SGC-140

- Load moment:

140.000Tm
- Capacity:

3.200T
- Year of construction:

2017
- Outer ring:

38,4m
- Wheel bogies:




96
- Counterweight:

4.200T
- Main boom configuration*:

88,7m / 118m / 130m
- Light-duty jib configuration*:

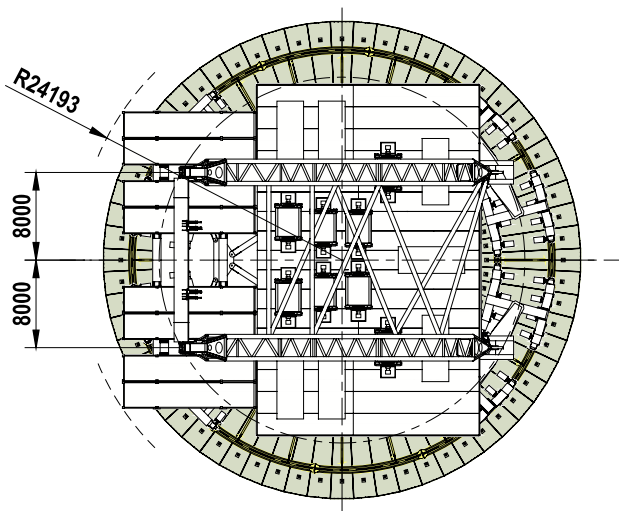
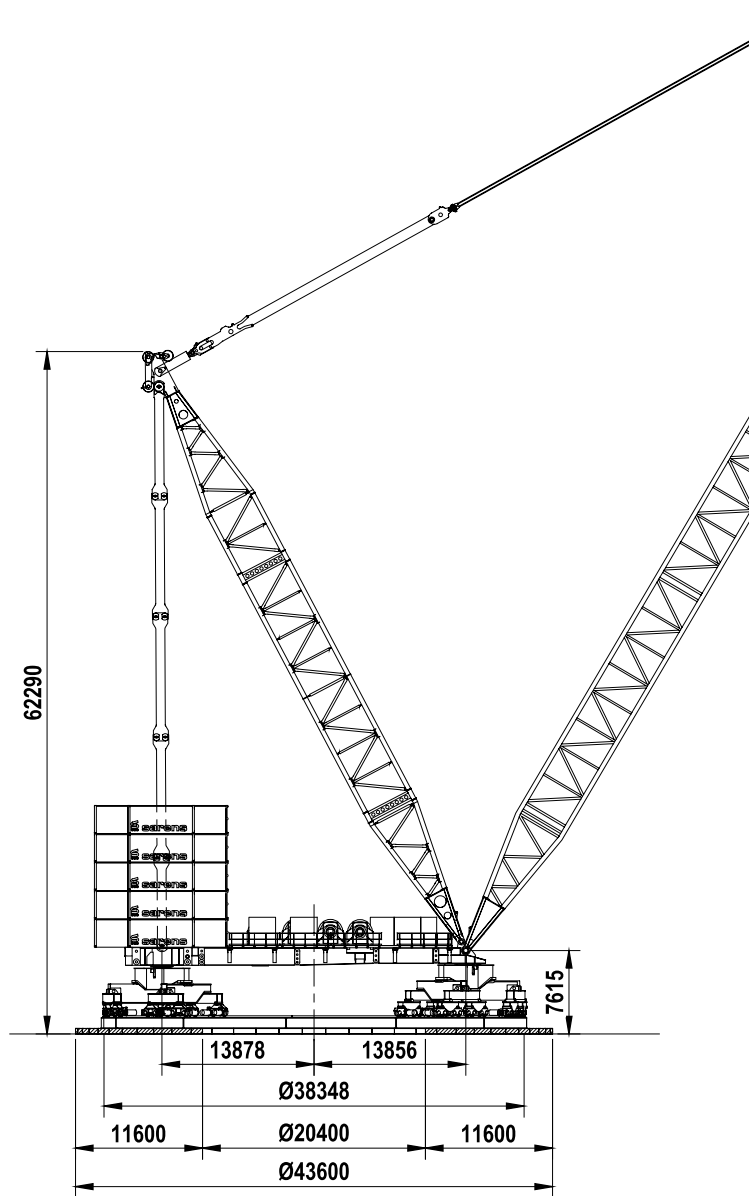
89,5m
- Heavy-duty jib configuration*:

40,5m / 64,1m / 87,7m / 99,5m

Working speed	Type	Speed	Cable diameter	Max single line pull	Cable length
	Main hoist 1-6	20m/min On layer 1	50 mm	536 kN On layer 8	1300m
	Boom hoist 1-2	20m/min On layer 1	50 mm	536 kN On layer 8	2100m
	Slewing gear	6°/min			



*Other configurations available upon request



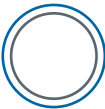
Dimensions for reference use only
indicated in millimeters

SGC-140 MAIN BOOM CONFIGURATION



SGC-140
main boom - 118m

SGC-140
MAIN BOOM CONFIGURATION



38,4m



4200T



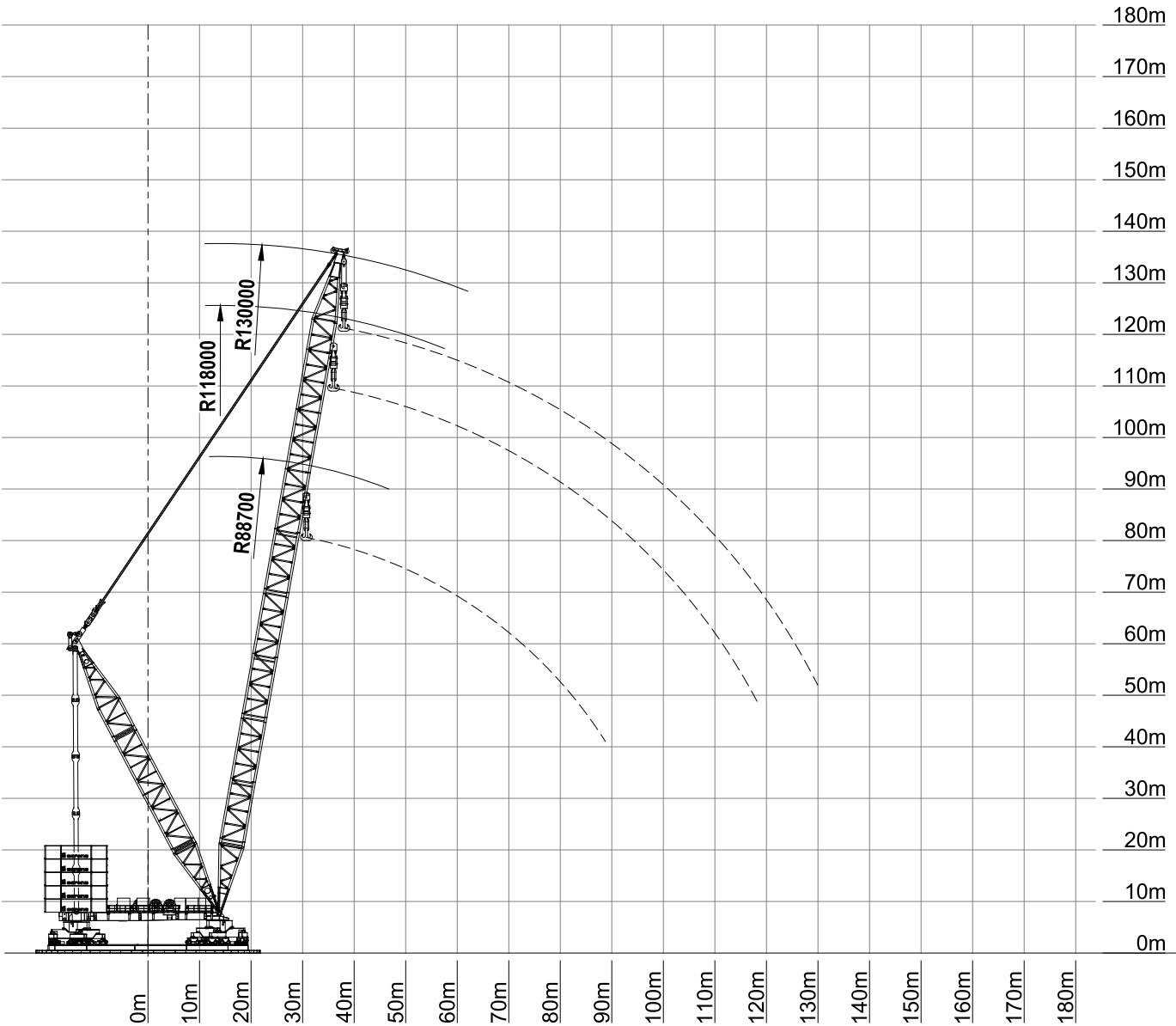
22,4m/s



ISO

Radius [m]

	30	35	40	45	50	55	60	65	70	75	80	85	90	95	100	110	120
Capacity* MB 88,7m [T]	3200	3200	3200	3111	2719	2386	2112	1887	1697	1533	1402	1248	1091	921	751	-	-
Capacity MB 118m [T]	(36m)	2820	2770	2720	2640	2315	2060	1845	1665	1510	1375	1265	1165	1080	1000	875	700
Capacity* MB 130m [T]	(38m)	2585	2539	2493	2399	2234	2060	1845	1665	1510	1375	1265	1165	1080	1000	875	700



Capacities in metric tonnes
Other configurations available upon request
*Preliminary



SGC-250



Ghent, Belgium

SGC-250

- Load moment:

250.000Tm
- Capacity:

5.000T
- Year of construction:

2018
- Outer ring:




48,5m
- Wheel bogies:

128
- Counterweight:

5.200T
- Main boom configuration*:

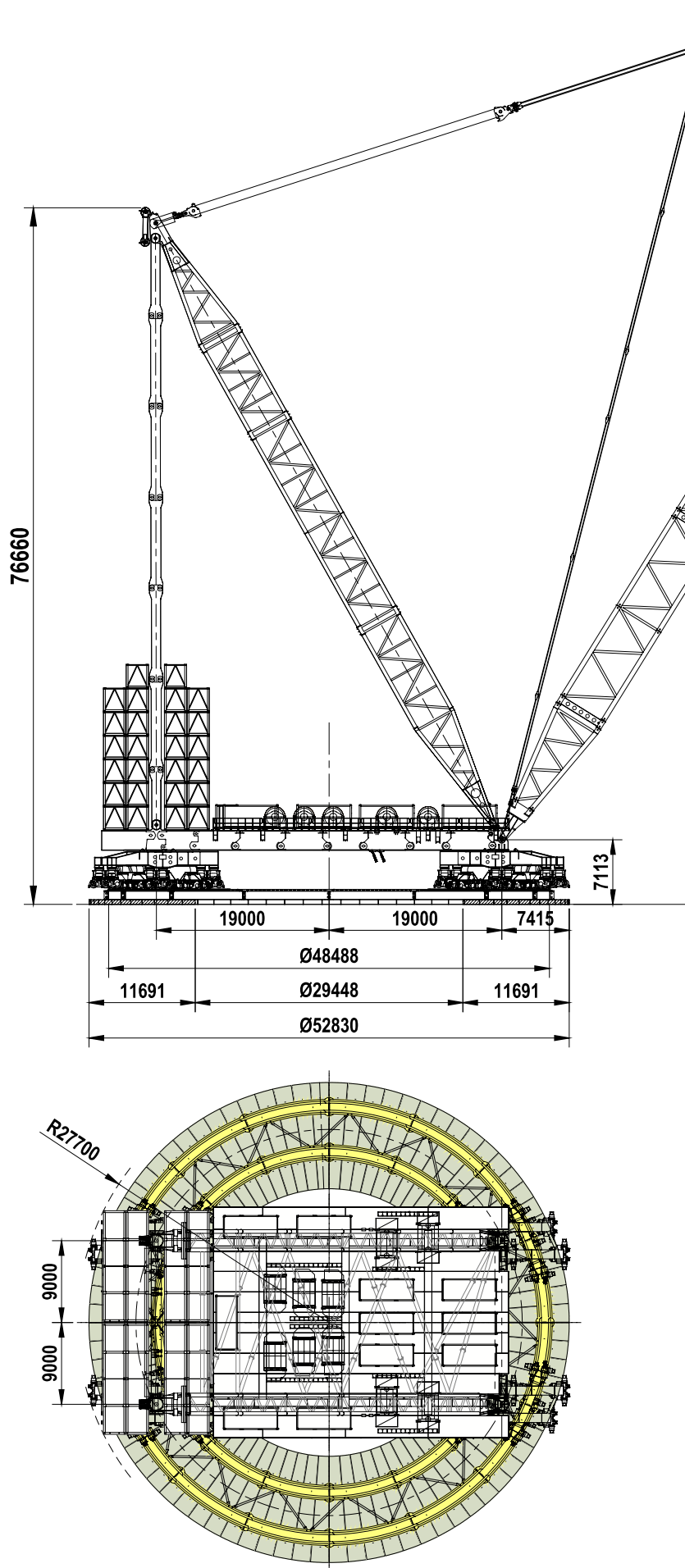
118m / 160,5m
- Heavy-duty jib configuration*:

40,5m / 52,3m / 64,1m / 87,7m / 99,5m

Working speed	Type	Speed	Cable diameter	Max single line pull	Cable length
	Main hoist 1-6	20m/min On layer 1	50 mm	536 kN On layer 9	4x1600m 2x2000m
	Boom hoist 1-4	20m/min On layer 1	50 mm	536 kN On layer 9	2600m
	Slewing gear	6°/min			



*Other configurations available upon request



Dimensions for reference use only
indicated in millimeters

SGC-250
MAIN BOOM CONFIGURATION



SGC-250
main boom - 160,5m

SGC-250
MAIN BOOM CONFIGURATION



48,5m



5200T



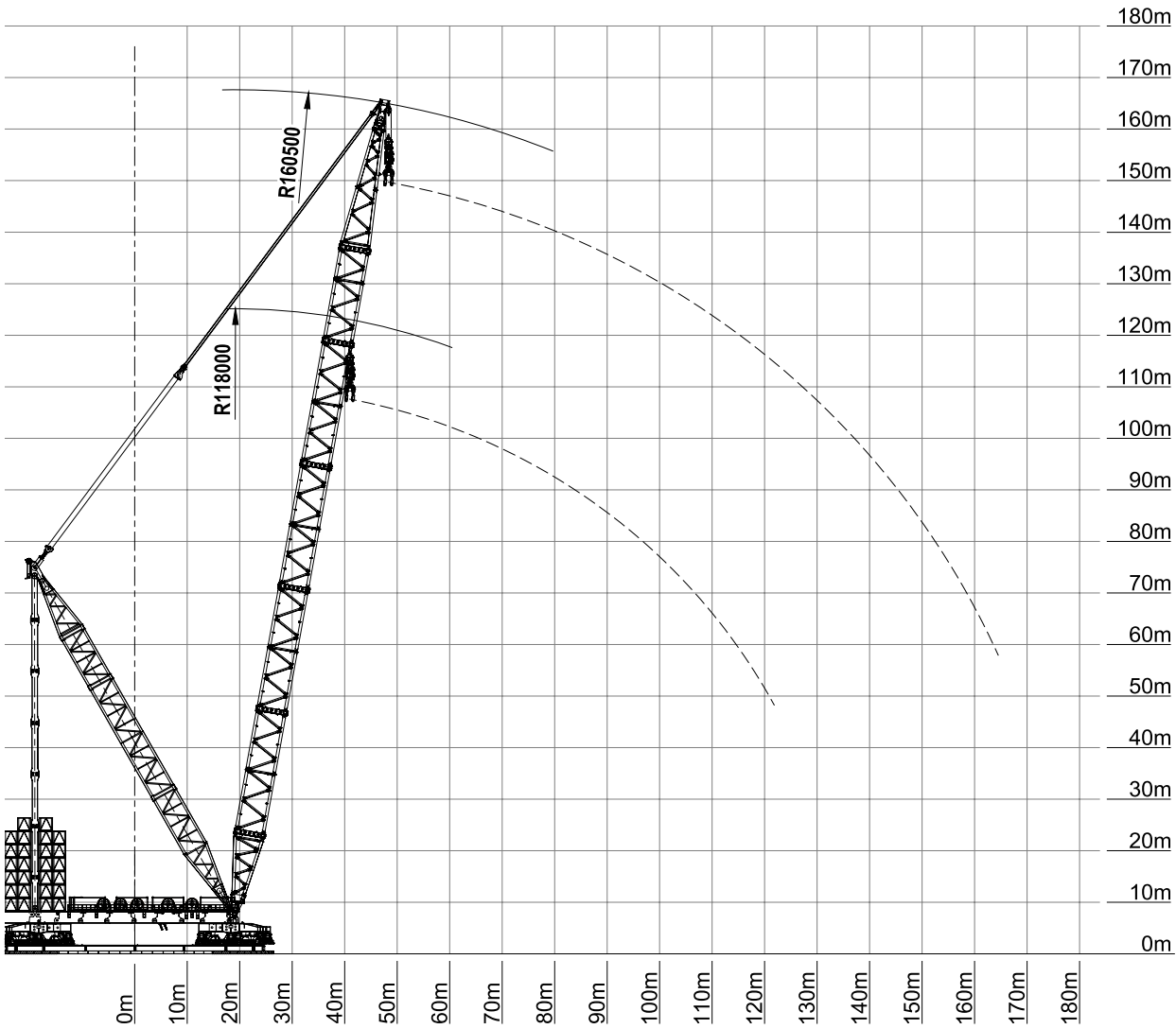
14m/s



ISO

Radius [m]

	30	40	50	60	70	80	90	100	110	120	130	140	150	160	170
Capacity MB 118m [T]	-	5000	4362	3831	3327	2746	2321	2001	1756	1554	-	-	-	-	-
Capacity MB 160,5m [T]	(45m)	3114	3017	2850	2694	2349	2089	1866	1621	1424	1260	1126	1009	913	838



Capacities in metric tonnes
Other configurations available upon request

SGC-250
HEAVY-DUTY JIB CONFIGURATION



SGC-250
main boom - 118m
heavy-duty jib - 52,3m

SGC-250

HEAVY-DUTY JIB CONFIGURATION



48,5m



5200T



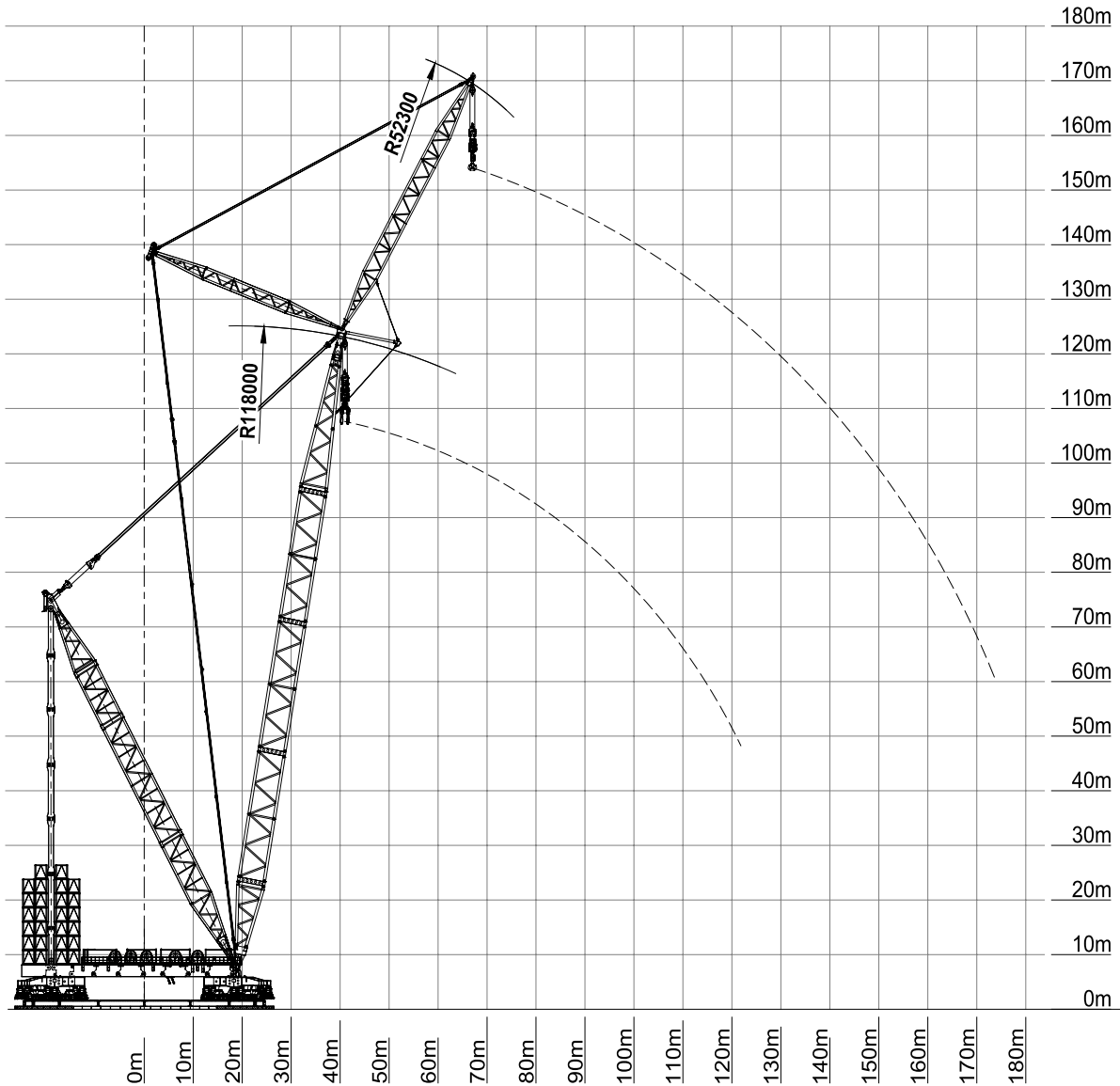
14m/s



ISO

Radius [m]

	40	50	60	70	80	90	100	110	120	130	140	150	160	170
Capacity main hoist [T]	4250	3828	3275	2876	2501	2091	1771	1526	-	-	-	-	-	-
Capacity jib hoist [T]	-	(65m)	1781	1781	1776	1641	1525	1425	1338	1262	1195	1084	978	883




Capacities in metric tonnes
Other configurations available upon request



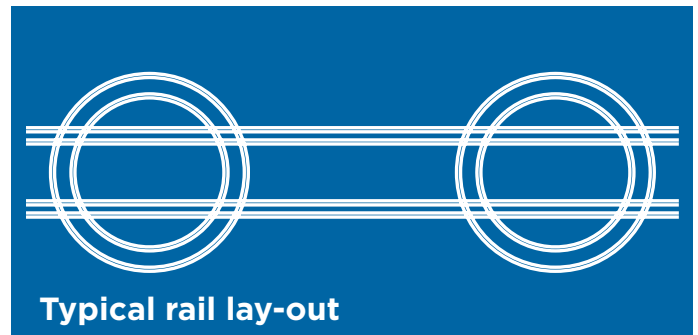

SGC-250

RELOCATION ON SITE

The SGC-250 can be relocated on site between different lifting positions.



For 360° slewing and lifting operation, the SGC-250 is positioned on the ring. With hydraulic cylinders the SGC-250 can switch from ring to straight rails.




SLEWING AND LIFTING OPERATION



SGC-250 supported on 128 wheels
cylinder retracted

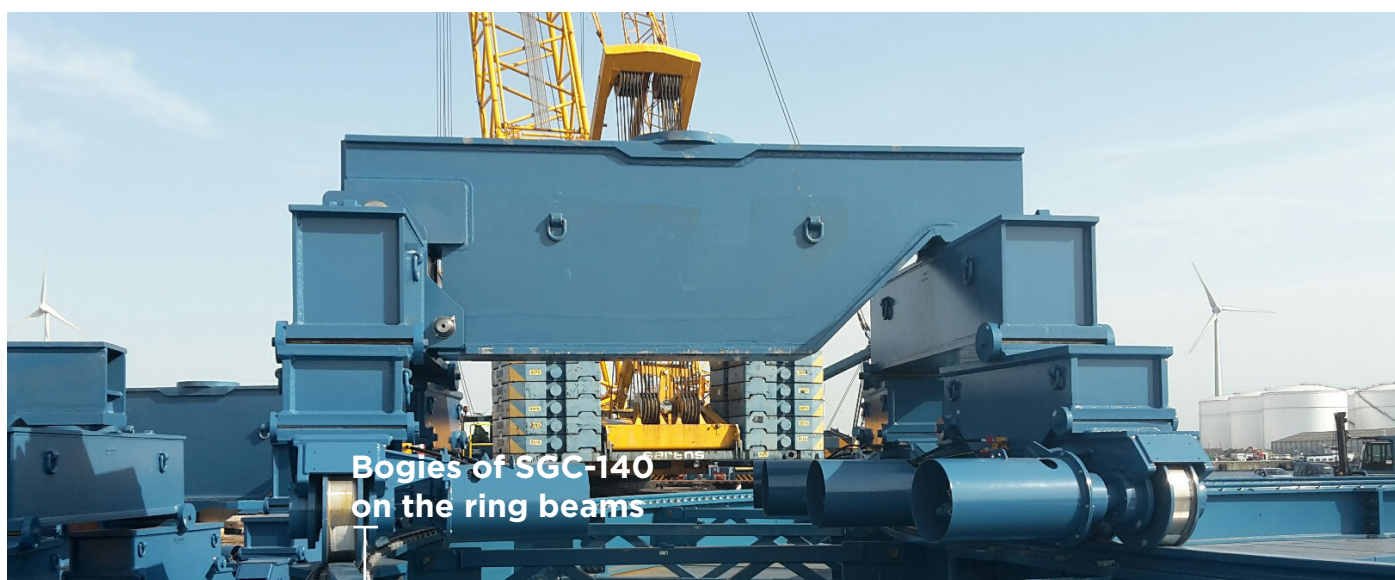
TRAVELLING



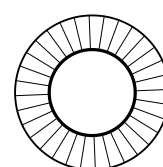
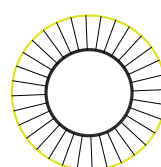
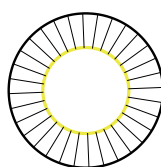
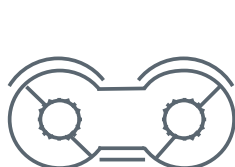
SGC-250 supported on 96 wheels
cylinder fully extended

GROUND PRESSURES

The Sarens Giant Cranes are ring-based. The crane is slewing on a high number of wheels divided on two ring beams. The wheel bogies are equally loaded and are allowing for easy spreading of the wheel load on the ring beams.



THE RING SPREADER MATS BELOW THE BASE OF THE SGC ARE STANDARD SUPPLIED WITH THE CRANE.



SGC-120	96	20,4m	43,6m	20T/m ²
SGC-140	96	20,4m	43,6m	25T/m ²
SGC-250	128	29,5m	52,8m	30T/m ²

Ground pressures depending on soil type and crane configuration


OUR SGCs

COUNTERWEIGHT



Filling the CTW
box of SGC-250

THE COUNTERWEIGHT BOXES ARE FILLED WITH LOCALLY SOURCED MATERIAL TO ACHIEVE A TOTAL WEIGHT OF 100T PER CONTAINER. THE COUNTERWEIGHT BOXES ARE ALSO USED FOR TRANSPORT OF CRANE COMPONENTS TO REDUCE THE TRANSPORT COST.



NOTHING TOO HEAVY, NOTHING TOO HIGH

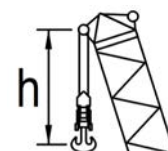
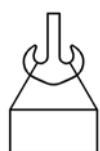
HOOK



Main hook



Jib hook



MAIN HOOK	3.200T	6 x 5	60	104,6T	14,5m
JIB HOOK	1.600T	4 x 5	32	58T	12,5m

Weight of the hook blocks and slings is part of the load and is to be deducted from the capacity ratings



NOTHING TOO HEAVY, NOTHING TOO HIGH

SARENS IS A RECOGNIZED WORDWIDE LEADER IN HEAVY LIFTING AND ENGINEERED TRANSPORT.

With state of the art equipment and value engineering, Sarens offers clients creative solutions to today's heavy lift and transport challenges. With offices in more than 65 countries and dedicated employees, we are well prepared to support your next project.



9

REGIONS



65

COUNTRIES



4545

EMPLOYEES

OVERVIEW

EQUIPMENT

CRANES



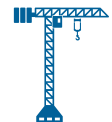
HYDRAULIC CRANES



LATTICE BOOM CRANES



GIANT CRANE



HEAVY-LIFTING TOWER CRANES

TRANSPORT



CONVENTIONAL TRAILERS



MECHANICAL STEERING



MODULAR TRAILERS ELECTRONIC STEERING

TECHNICAL SOLUTIONS EQUIPMENT



BARGES



TWIN BARGES



MODULAR BARGES



GANTRIES



JACKING SYSTEMS



STRAND JACKS



SKIDDING

GLOBAL PRESENCE





Sarens Headquarters
Autoweg 10
1861 Wolvertem - Belgium

T +32 (0) 52 319 319
F +32 (0) 52 319 329



info@sarens.com
www.sarens.com