

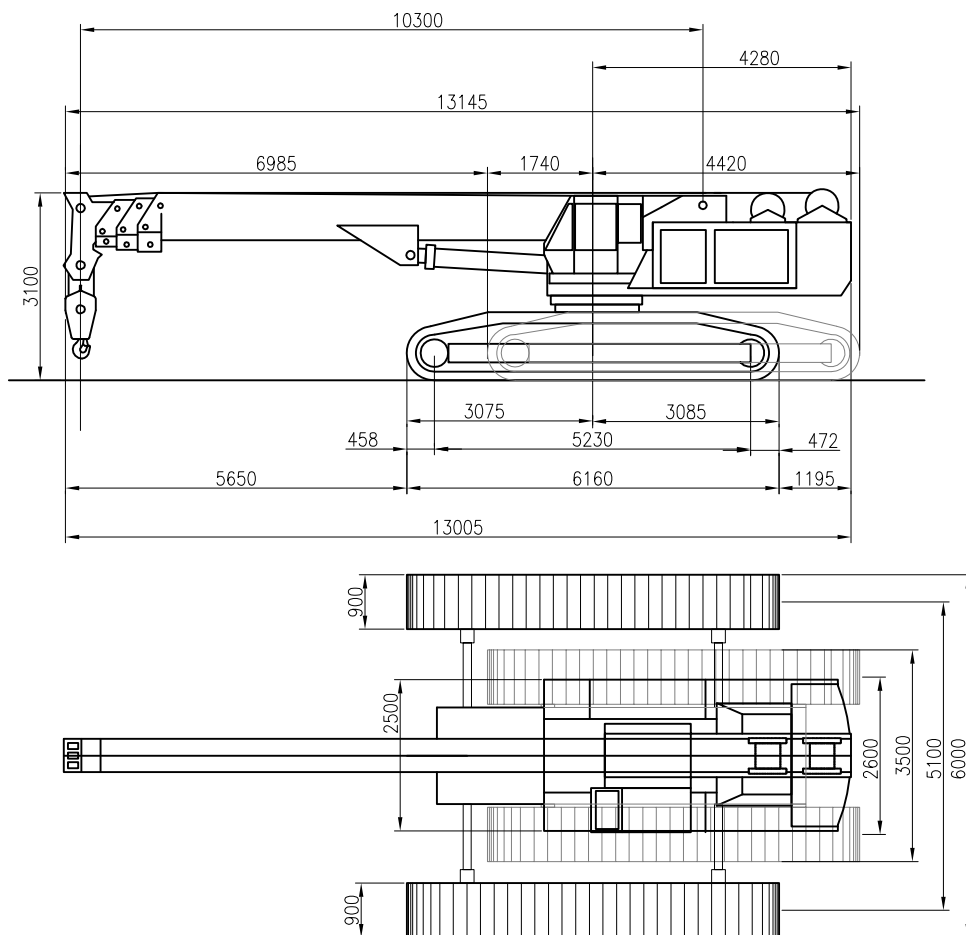


sarens
group

www.sarens.com

TEREX A 600 C

60 TON



nothing too heavy, nothing too high





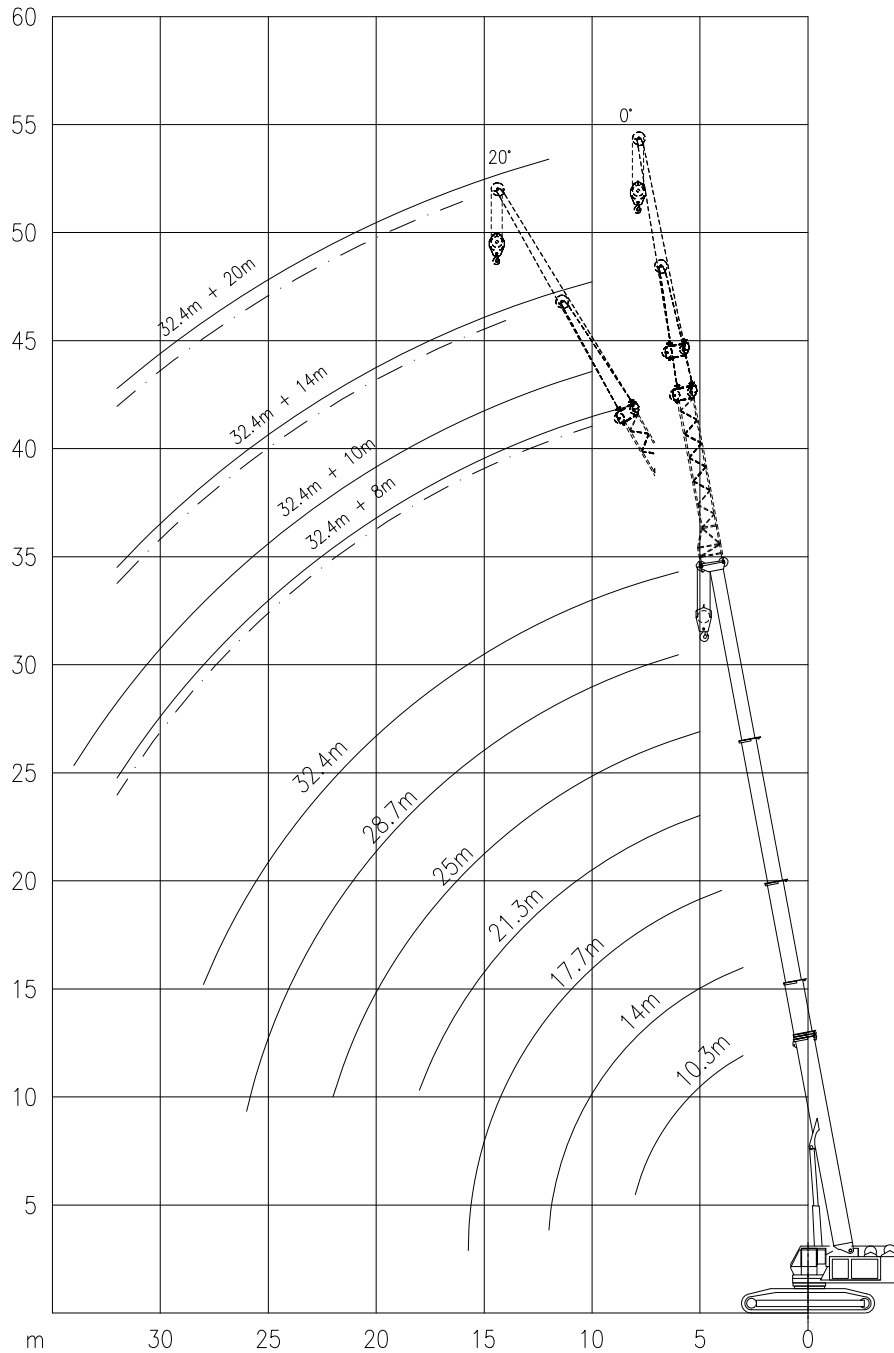
TEREX A 600 C

Working ranges
Portées

60 TON

Arbeitsbereiche
Werkbereich

Ha + HaV



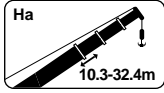


TEREX A 600 C

60 TON

Lifting capacities
Capacités

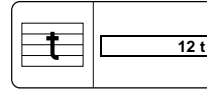
Tragfähigkeiten
Capacités



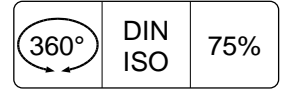
Ha



6 m




12 t

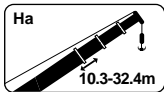


360°

DIN
ISO

75%

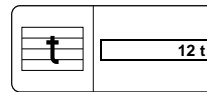
	10.3 m	14.0 m	17.7 m	21.3 m	25.0 m	28.7 m	32.4 m
							
m	t	t	t	t	t	t	t
3.0	60.0	39.2	-	-	-	-	-
4.0	44.0	39.2	33.8	-	-	-	-
5.0	34.0	33.0	28.5	26.3	19.9	-	-
6.0	30.0	26.0	25.0	23.0	18.1	15.5	15.5
7.0	23.4	20.0	21.0	20.0	16.4	14.4	14.4
8.0	19.0	16.0	18.0	17.0	14.7	13.1	13.1
9.0	-	14.0	15.5	15.0	13.4	12.3	12.3
10.0	-	12.0	13.0	13.5	12.1	11.2	11.2
12.0	-	8.5	9.7	10.0	9.0	9.5	9.5
14.0	-	-	6.8	8.1	7.2	7.1	7.1
16.0	-	-	5.0	6.3	5.8	5.8	5.8
18.0	-	-	-	4.6	4.5	4.4	4.4
20.0	-	-	-	-	3.6	3.4	3.4
22.0	-	-	-	-	2.3	2.8	2.8
24.0	-	-	-	-	-	2.6	2.6
26.0	-	-	-	-	-	2.0	2.0
28.0	-	-	-	-	-	-	1.0




Ha



3.5 m




12 t

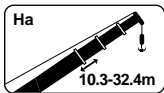


360°

DIN
ISO

75%

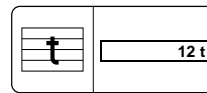
	10.3 m	14.0 m	17.7 m	21.3 m	25.0 m	28.7 m	32.4 m
							
m	t	t	t	t	t	t	t
4.0	28.0	16.0	16.8	-	-	-	-
5.0	20.0	12.0	12.0	12.0	12.5	-	-
6.0	15.0	10.0	9.7	10.0	10.5	9.5	10.0
7.0	12.0	8.0	8.4	8.2	9.0	8.5	8.5
8.0	10.0	6.5	6.8	6.9	7.7	7.5	7.4
9.0	-	5.2	6.0	5.8	6.6	6.6	6.5
10.0	-	4.2	5.0	5.1	5.6	5.6	5.7
12.0	-	2.5	3.5	4.0	4.4	4.4	4.4
14.0	-	-	2.4	3.0	3.4	3.4	3.5
16.0	-	-	1.7	2.2	2.6	2.6	2.8
18.0	-	-	-	1.6	2.0	2.0	2.2
20.0	-	-	-	-	1.4	1.4	1.7
22.0	-	-	-	-	1.0	1.0	1.3
24.0	-	-	-	-	-	0.8	0.9
26.0	-	-	-	-	-	0.5	0.6
28.0	-	-	-	-	-	-	0.4



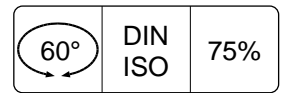
Ha



3.5 m




12 t



60°

DIN
ISO

75%

	10.3 m	14.0 m	17.7 m	21.3 m	25.0 m	28.7 m	32.4 m
							
m	t	t	t	t	t	t	t
4.0	44.0	39.2	33.8	-	-	-	-
5.0	34.0	36.0	28.5	24.7	19.9	-	-
6.0	30.0	29.0	25.5	21.8	18.1	15.5	11.7
7.0	25.0	25.0	21.5	19.0	16.4	14.4	11.7
8.0	23.0	25.0	18.6	16.9	14.7	13.1	11.0
9.0	-	21.0	16.8	14.7	13.4	12.3	10.6
10.0	-	19.0	13.8	13.5	12.1	11.2	9.6
12.0	-	16.0	9.7	9.7	9.0	9.5	8.2
14.0	-	10.9	6.8	7.2	7.2	7.1	7.1
16.0	-	-	5.0	5.8	5.8	5.8	5.8
18.0	-	-	-	4.5	4.5	4.4	4.3
20.0	-	-	-	-	3.6	3.4	3.7
22.0	-	-	-	-	3.0	2.8	3.1
24.0	-	-	-	-	-	2.6	2.8
26.0	-	-	-	-	-	2.0	2.3
28.0	-	-	-	-	-	-	1.8
30.0	-	-	-	-	-	-	1.5

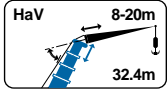


TEREX A 600 C


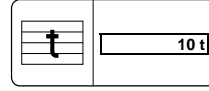
60 TON

Lifting capacities
Capacités

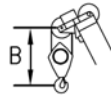
Tragfähigkeiten
Capaciteiten



HaV



m	32.4 m						
	8 m		10 m	14 m		20 m	
	0°	20°	0°	0°	20°	0°	20°
t	t	t	t	t	t	t	t
8.0	6.5	-	-	-	-	-	-
10.0	5.9	3.2	5.2	3.3	-	-	-
12.0	5.3	3.0	4.6	3.0	-	2.0	-
14.0	4.8	2.9	4.1	2.7	1.6	1.8	-
16.0	4.3	2.8	3.7	2.5	1.5	1.6	0.9
18.0	3.9	2.7	3.4	2.3	1.4	1.4	0.8
20.0	2.7	2.6	3.1	2.1	1.4	1.3	0.8
22.0	2.0	2.3	2.7	1.9	1.3	1.2	0.8
24.0	1.6	2.0	2.3	1.7	1.3	1.1	0.7
26.0	1.3	1.6	1.7	1.6	1.2	1.0	0.7
28.0	1.0	1.3	1.5	1.4	1.1	1.0	0.7
30.0	0.7	1.0	1.1	1.3	1.0	0.9	0.6
32.0	0.5	0.7	0.9	0.9	0.7	0.8	0.6
34.0	-	-	0.6	-	-	-	-



Hook block/Crane hook

Unterflasche/Hakengehänge

Capacity Capacité Tragfähigkeit Capaciteit	Number of sheaves Nombre de poulies Anzahl der rollen Aantal schijven	Number of lines Nombre de brins Strangzahl Aantal parten	Weight Poids Gewicht Gewicht	"B"
SWL 60 t	6	12	650 kg	2.5 m