

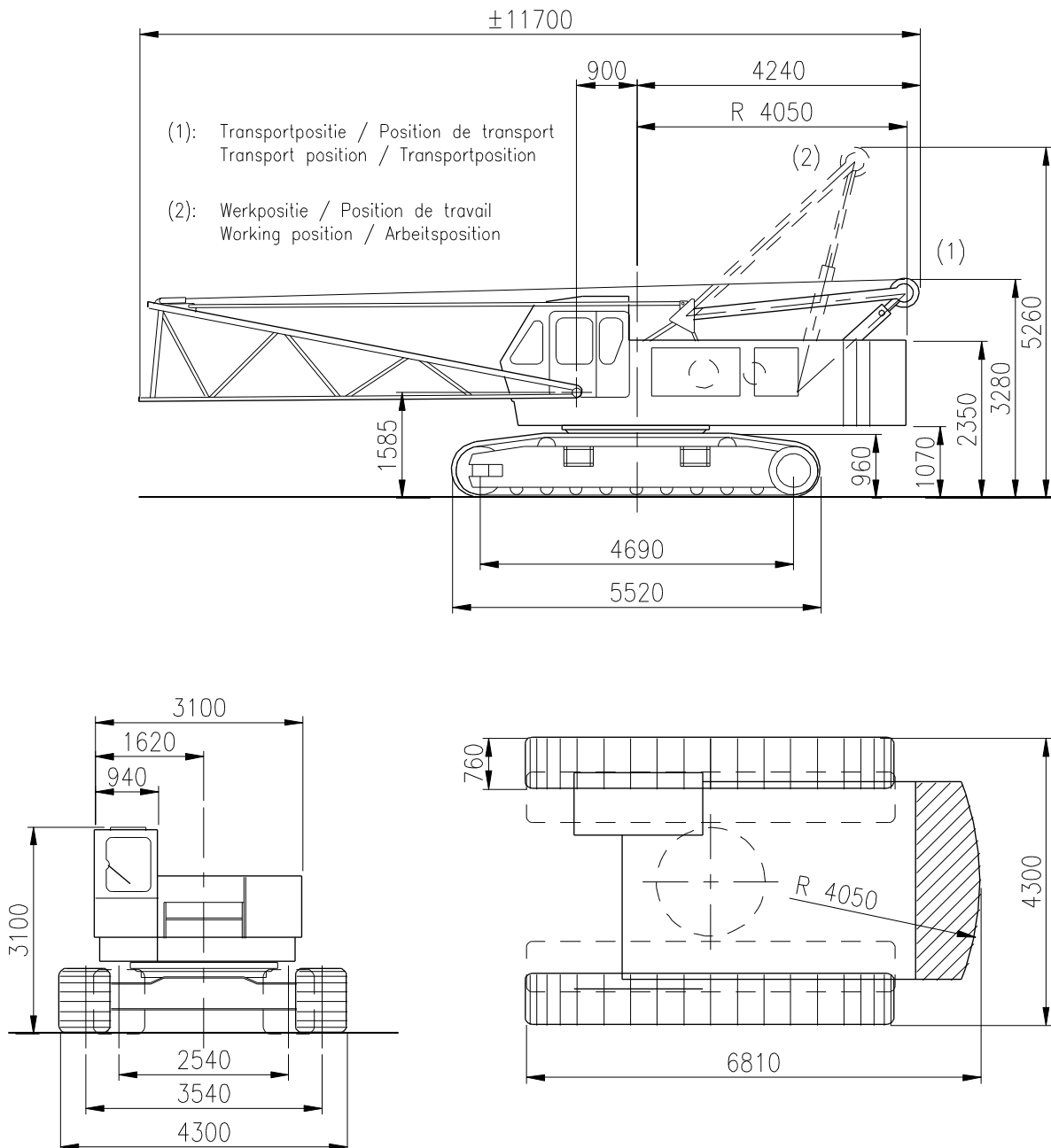


sarens
group

www.sarens.com

HITACHI KH 180-3

50 TON



Totaal gewicht / Poids total / Total weight / Gesamtgewicht : 45,3 t

( 15,9 t)

nothing too heavy, nothing too high





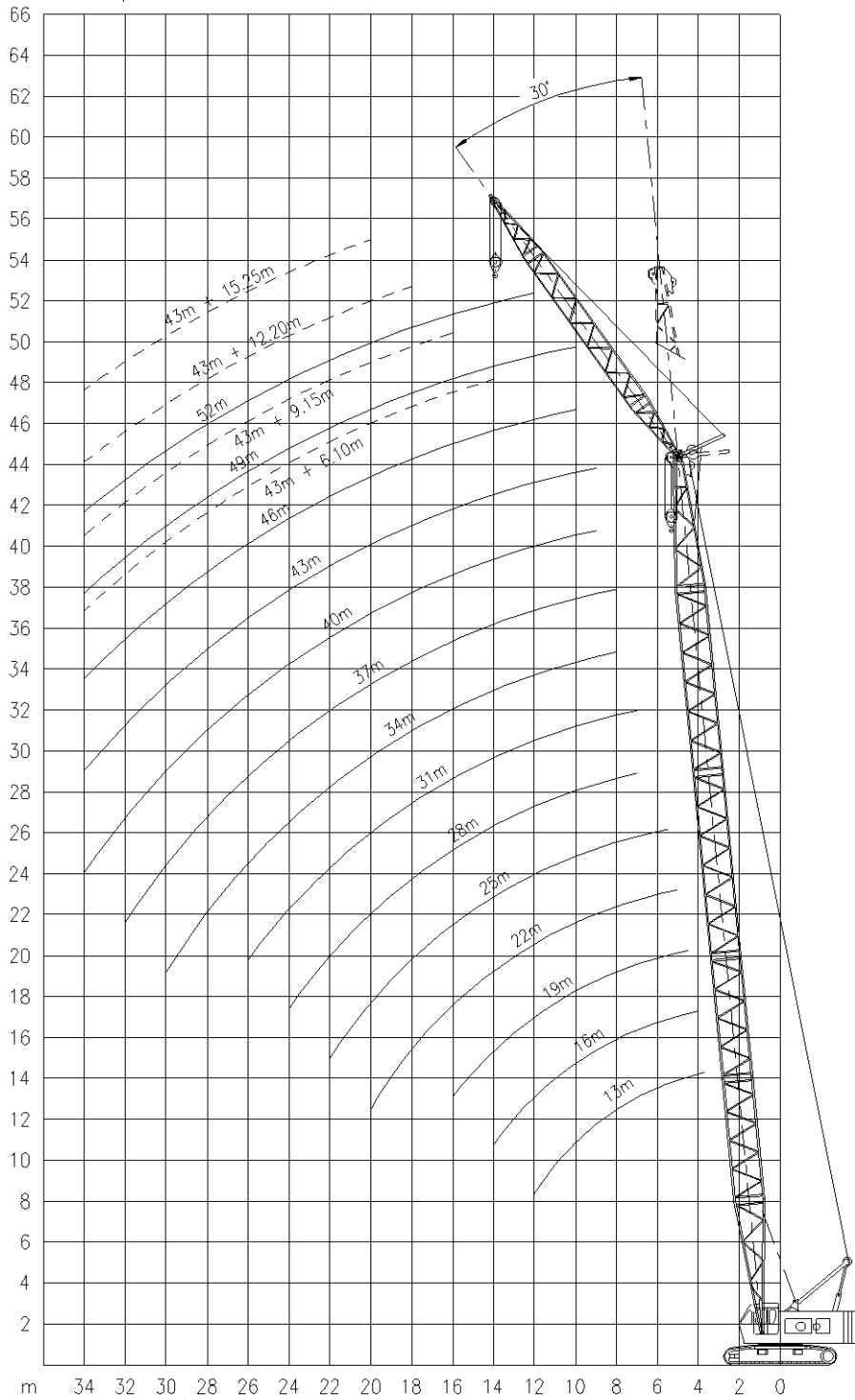
HITACHI KH 180-3

Working ranges
Portées

50 TON

Arbeitsbereiche
Werkbereich

MB – FJ



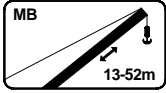


HITACHI KH 180-3

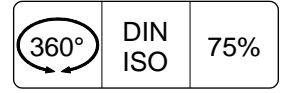
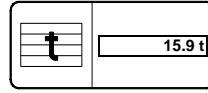
50 TON

Lifting capacities
Capacités

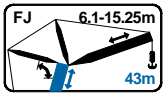
Tragfähigkeiten
Capaciteiten



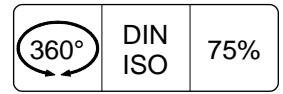
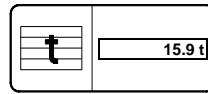
MB



m	13m	16m	19m	22m	25m	28m	31m	34m	37m	40m	43m	46m	49m	52m
	t	t	t	t	t	t	t	t	t	t	t	t	t	t
3.7	50.0	-	-	-	-	-	-	-	-	-	-	-	-	-
4.0	45.8	44.2	-	-	-	-	-	-	-	-	-	-	-	-
4.5	38.6	38.5	36.8	-	-	-	-	-	-	-	-	-	-	-
5.0	32.1	32.0	31.9	30.2	-	-	-	-	-	-	-	-	-	-
5.5	27.6	27.5	27.4	27.3	26.4	-	-	-	-	-	-	-	-	-
6.0	24.6	24.5	24.4	24.2	24.1	-	-	-	-	-	-	-	-	-
7.0	19.5	19.4	19.3	19.2	19.1	19.0	18.9	-	-	-	-	-	-	-
8.0	16.2	13.1	16.0	15.9	15.7	15.5	15.4	15.3	15.3	-	-	-	-	-
9.0	13.8	13.7	13.6	13.5	13.4	13.3	13.2	13.1	13.0	12.9	12.8	-	-	-
10.0	12.1	12.0	11.9	11.8	11.7	11.6	11.5	11.4	11.3	11.2	11.1	11.0	10.7	-
12.0	9.5	9.4	9.3	9.3	9.1	9.0	8.9	8.8	8.8	8.7	8.7	8.5	8.4	8.2
14.0	-	7.8	7.7	7.6	7.5	7.4	7.3	7.2	7.2	7.1	7.0	6.9	6.8	6.7
16.0	-	-	6.5	6.4	6.3	6.2	6.1	6.0	6.0	5.9	5.8	5.7	5.6	5.5
18.0	-	-	-	5.5	5.4	5.3	5.2	5.1	5.1	5.0	4.9	4.8	4.7	4.6
20.0	-	-	-	4.7	4.7	4.6	4.5	4.4	4.4	4.3	4.2	4.1	4.0	3.9
22.0	-	-	-	-	4.1	4.0	3.9	3.8	3.8	3.7	3.6	3.5	3.4	3.3
24.0	-	-	-	-	-	3.5	3.4	3.3	3.3	3.2	3.1	3.0	2.9	2.8
26.0	-	-	-	-	-	-	3.0	2.9	2.8	2.7	2.7	2.5	2.4	2.3
28.0	-	-	-	-	-	-	-	2.6	2.5	2.4	2.3	2.2	2.1	2.0
30.0	-	-	-	-	-	-	-	2.3	2.2	2.1	2.0	1.9	1.8	1.7
32.0	-	-	-	-	-	-	-	-	1.9	1.8	1.7	1.6	1.5	1.4
34.0	-	-	-	-	-	-	-	-	-	1.6	1.5	1.3	1.2	1.1



FJ



m	43m + 6.1m	43m + 9.15m	43m + 12.2m	43m + 15.25
	t	t	t	t
14.0	5.0	-	-	-
16.0	5.0	4.6	-	-
18.0	4.9	4.6	3.6	-
20.0	4.2	4.2	3.6	3.0
22.0	3.6	3.6	3.6	3.0
24.0	3.1	3.1	3.1	3.1
26.0	2.7	2.7	2.7	2.7
28.0	2.3	2.3	2.3	2.3
30.0	2.0	2.0	2.0	2.0
32.0	1.7	1.7	1.7	1.7
34.0	1.5	1.5	1.5	1.5



HITACHI KH 180-3

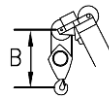
50 TON

Working speeds
Vitesses de travail

Arbeitsgeschwindigkeiten
Werksnelheden

Mechanisms Mécanismes Antriebe Aandrijvingen	Speeds Vitesses Geschwindigkeiten Snelheden	Rope diameter Diamètre du câble Seildurchmesser Kabeldiameter	Single line pull Effort sur brin simple Zulässiger Seilzug je strang Toegelaten trekkraft / part	Length of ropes Longueur des cables Länge der Seile Kabellänge
Main hoist Levage sur flèche Hubwerk 1 Hijlslier 1	35 / 70 m/min	20 mm	153 kN	160 m
Auxiliary hoist Levage sur fléchette Hubwerk 2 Hijlslier 2	35 / 70 m/min	20 mm	153 kN	130 m
Slewing gear Orientation Drehwerk Zwenkwerk	0 – 3.5 RPM			
Travel speed Vitesse sur route Fahrgeschwindigkeit Rijsnelheid	0 – 1.5 km/h			

Hook Block / Crane hook
Crochet mouflé / Crochet simple



Unterflasche / Hakengehänge
Kraanblok / Kraanhaak

Capacity Capacité Tragfähigkeit Capaciteit	Number of sheaves Nombre de poulies Anzahl der Rollen Aantal schijven	Number of lines Nombre de brins Strangzahl Aantal parten	Weight Poids Gewicht Gewicht	"B"
SWL 50 t	4	9	570 kg	3.2 m
SWL 30 t	2	6	400 kg	3.2 m
SWL 15 t	1	3	300 kg	2.5 m
SWL 5 t	-	1	130 kg	2.0 m